

# Really Good Stuff® Activity Guide

## Good Character Hangables

Congratulations on your purchase of the Really Good Stuff® **Good Character Hangables**—a set of (5) 2-sided decorations designed to be hung from the ceiling. These inspiring **Good Character Hangables** encourage kids to work towards building a caring school community.

### Inside this Really Good Stuff® set you'll find:

- (5) 2-sided **Good Character Hangables** 14" circles
- This Really Good Stuff® Activity Guide

### Ceiling, Door, or Window Display

These colorful hangables remind kids about good character traits, and can be hung from the ceiling by attaching clear plastic string through the holes. You can also display them in windows, door windows, or use throughout the school in hallways, cafeteria, media center, etc.

### Introducing the Good Character Hangables

Begin by asking your students what it means to show good character. Introduce the Character Hangables to the students and discuss each character trait. Use the **Good Character Hangables** as a daily reminder to the students to show good character.

### Good Character Hangables Activities

- Discuss how words can sometimes hurt others' feelings and that they are accountable for their words and actions. Read a book about teasing. Discuss the problem in the story and how it was solved. Ask students to share their experiences of being teased. Role-play these experiences and brainstorm ways to solve the teasing problem so the teasing will stop.
- Have students sit on the floor and form a "Kindness Circle." Begin by asking them what they might say to someone to show that they care. Use the word "compliment" and explain that when you give a compliment, you are giving a good message. Tell them that compliments might begin with "I like the way you..." or "I like it when you...". Have students give a few examples of compliments or good messages. Have students turn to the person on the right and give a compliment. The receiver of the compliment acknowledges it by saying "Thank you." Then the student gives a compliment to the person sitting on his/her left. Ask students to discuss how they felt as the giver and receiver of the compliment.
- Start a "Class Diary." Divide a notebook into sections. Use a sticky note as a label for the following sections: Fairness, Trustworthiness and Honesty, Caring, Respect, Responsibility and Citizenship. Speak about how creating a good learning environment is the responsibility of each student. Discuss the importance of having classroom rules. Have students create rules for the classroom and record them under the appropriate section. As problems arise, refer to the Class Diary and the

rules. Add to the list of rules if necessary or brainstorm ways to solve the problems. Add these to the list in the diary.

- Tell the students that everyone, at one time or another, has felt angry. Angry feelings are okay but angry behavior is not. Suggest some calming techniques such as counting back from 20 to 0, humming a song or going to a quiet space to be alone. Discuss the other kinds of feelings found in the word bank below. Make a copy of the Word Search for each student. Words go across and up and down. Some words share a letter. Find and circle the words from the word bank. Cross off the words in the word bank after you circle them on the Word Search.

S U R P R I S E D M  
 T Q G A N G C F V A  
 H A N H L S A D J D  
 A N G R Y L R I S D  
 P R M B E Z E L Y E  
 P Y S L L N D Y A T  
 Y O I S E U W B O I  
 Q K L O N E L Y R C  
 X D L Q T L V I B X  
 S H Y H G K N I W E

#### Word Bank

ANGRY	SCARED	HAPPY	SILLY
LONELY	SHY	SAD	SURPRISED
MAD	EXCITED		

- Regularly weave this question into your discussion of stories, history and other subjects: "What's the right thing to do?" Follow up with a discussion.
- Start or expand a class or school recycling program. Discuss the importance of carefully using what you have and not wasting supplies.
- Get a container with a lid. Label it "Acts of Kindness Can." Copy the Acts of Kindness below and leave a stack near the can for the students to use. As they observe acts of kindness, they complete the form and place it into the can. At the end of each day, the Acts of Kindness are read to the class.

### Acts of Kindness

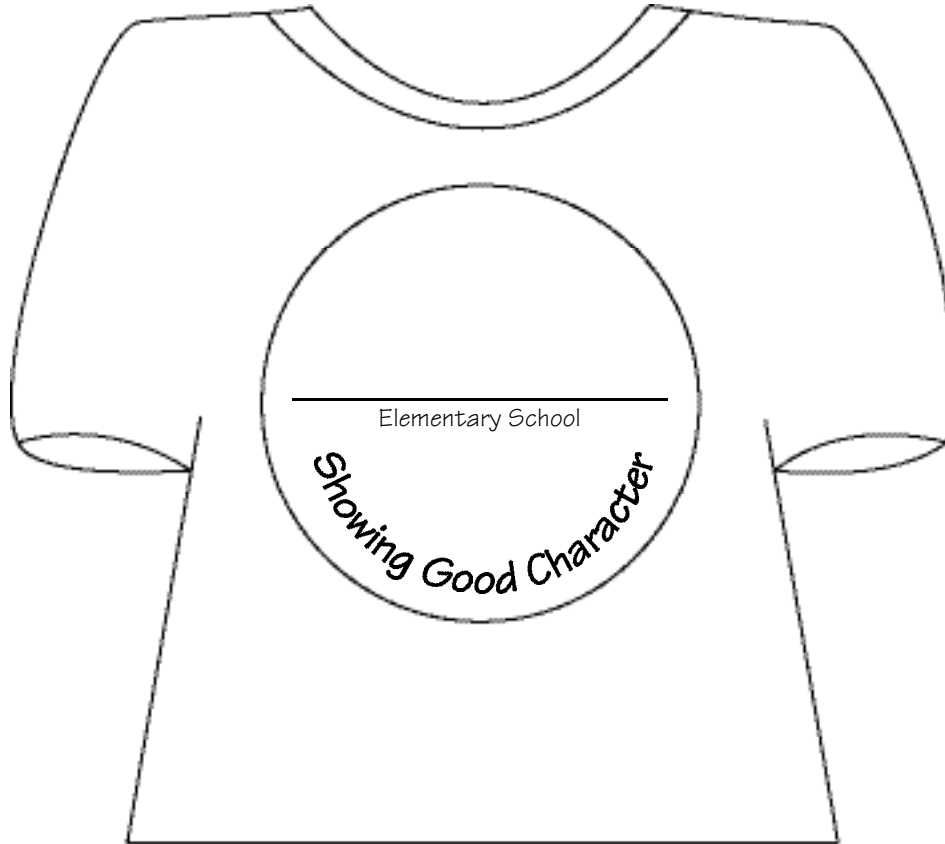
\_\_\_\_\_ was seen

From \_\_\_\_\_



## CITIZENSHIP

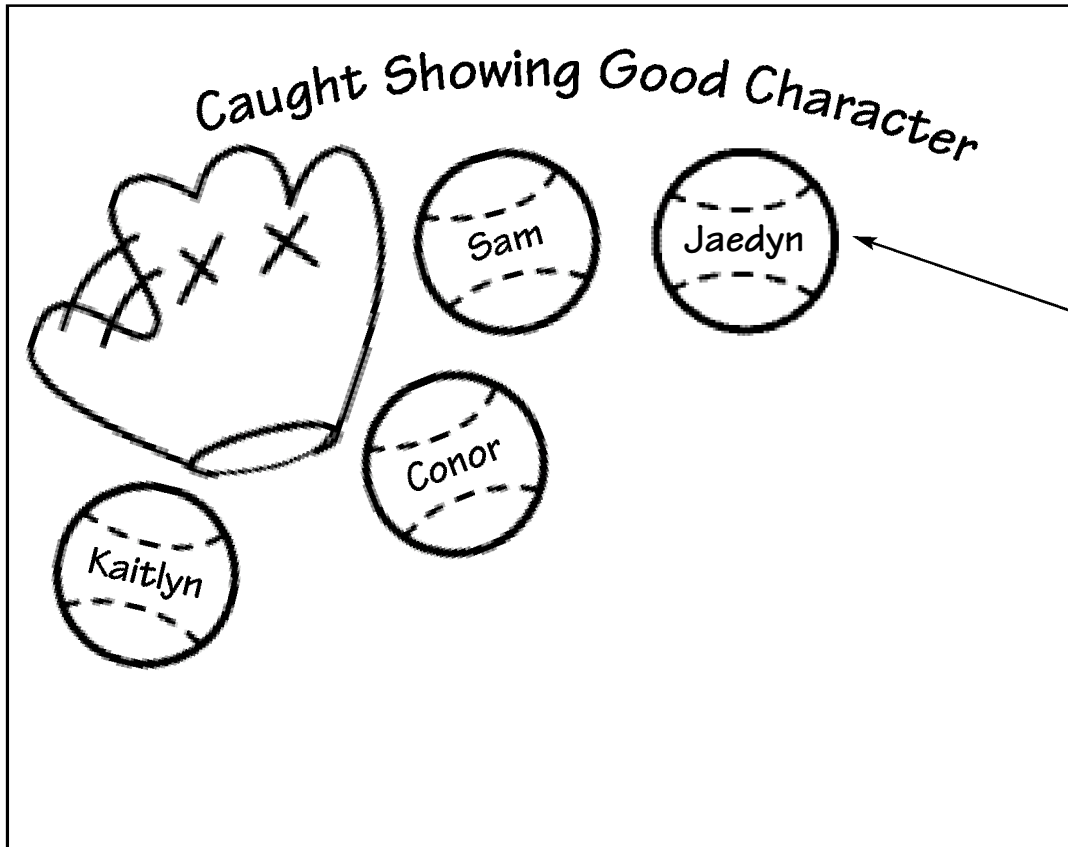
What does citizenship mean? In what ways do people make contributions to their community? When have you noticed people volunteering for projects or jobs that make your community a better place to live? Draw yourself wearing the shirt—write how you can be a good citizen at your school.



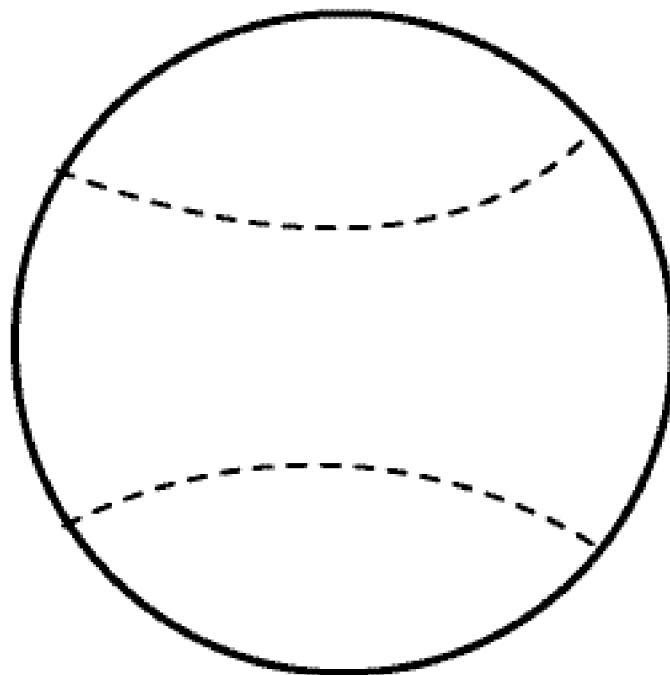
Handwriting practice lines consisting of four sets of horizontal lines. Each set includes a solid top line, a dashed middle line, and a solid bottom line.


## BULLETIN BOARD—"Caught Showing Good Character"

Cover the bulletin board with a yellow or light blue background. Make a large baseball mitt on brown construction paper. Make copies of the baseball and write student's name on the ball.



Write student's name on the ball





\_\_\_\_\_

(student's name)

was caught showing good character!

\_\_\_\_\_

\_\_\_\_\_

\_\_\_\_\_

\_\_\_\_\_

By \_\_\_\_\_ date \_\_\_\_\_